

QKM
QUIK KEY COUPLER




CRAIGTM

QKM

QUIK KEY COUPLER

FEATURES AND BENEFITS




The Craig Quik Key Coupler system allows for maximum job site and seasonal versatility. A self-aligning single point hitch allows you to change attachments in seconds. Purchase our female blank to add to existing attachments or other heavy job site items that need to be moved frequently.

SELF-ALIGNING

The Craig Quik Key Coupler single point coupling system is designed to allow your attachments to self-center on the coupler, even on uneven ground. This makes coupling to your attachment simpler and faster.

FEMALE BLANKS AVAILABLE

Easily convert your existing fleet of attachments over to Quik Key with the purchase of the Quik Key female blank from Craig. The Quik Key female blank also works great for heavy job site items that need to be moved frequently.



Single point self aligning hitch.

QUALITY ASSURANCE

Craig Manufacturing builds products we're proud to stand behind. Each Quik Key Coupler is inspected prior to shipping to ensure that our customers receive a quality product that will provide years of trouble free operation.






PRECISE FIT-UP

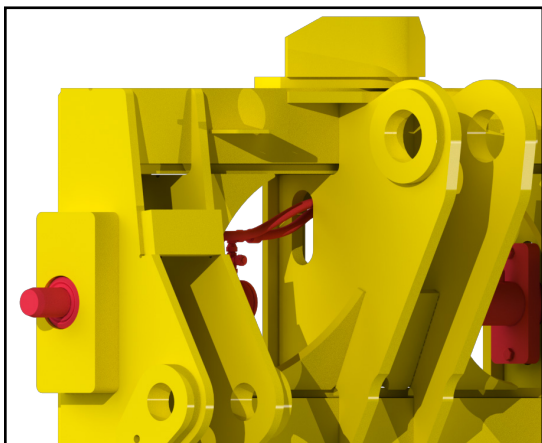
Precision is key when it comes to fitting up to your machine. Craig align bores the machine pin-on hook-up of the Quik Key Coupler to ensure precise OEM hook-up tolerances and easy installation when pinning the coupler onto your machine.

VARIOUS CONFIGURATIONS

Quik Key Coupler's are available in many configurations to work for you and your application. The Craig Quik Key Coupler may interchange with similar single point hitch couplers. Call the Craig Customer Support Center for more info on the interchangeability of this coupler.



Machine pin-on hook-up of Quik Key Coupler.



Lock pins and cross over hoses.

HYDRAULIC PIN ACTUATION


Hydraulic pins lock the attachment onto the coupler. Locking pins feature up to 10° of oscillation to allow for easier alignment and to better accommodate the attachment as it wears. Lock pin assembly available with grease fittings if requested.

COUPLER HYDRAULICS

The Craig Quik Key Coupler comes standard with cross over hoses that fit up to the factory machine hydraulics - cross over hose fittings not compatible with Caterpillar machines. Complete coupler kits also available from Craig.

DURABLE DESIGN

Each Quik Key Coupler is custom designed for the specific application it will be working in. The base coupler features a rugged boxed construction design with a large contact surface between the coupler and the female on the attachment. In some cases, reinforcing and different material types are used in the coupler to suit the application it will be used in.



Craig builds Quik Key Coupler's for a variety of machine sizes, ranging from backhoes to 10 cubic yard loaders. For larger machines, call the Craig Customer Support Center for details.



HARTLAND OFFICE

96 McLean Avenue
Hartland, New Brunswick
E7P 2K5 Canada

Ph: (506) 375-4493



CAMBRIDGE OFFICE

315 Thompson Drive
Cambridge, Ontario
N1T 2B3 Canada

Ph: (519) 623-9500



BLACKFALDS OFFICE

88 27323 TWP Rd 394
Lacombe County, Alberta
T4M 0S1 Canada

Ph: (403) 356-0048



LAWRENCEBURG OFFICE

408 Commerce Way
Ethridge, Tennessee
38456 USA

Ph: 1-800-867-1006



1-800-565-5007 • WWW.CRAIGATTACHMENTS.COM