

# STRYKER STRYKER PLOW




**CRAIG**™

# STRYKER

## STRYKER PLOW

### FEATURES AND BENEFITS




The Craig Stryker Plow is designed for small to medium wheel loaders up to a 3.5 yard bucket capacity. This standardized plowing solution comes equipped with our Vertical Down Pressure Float system and is available with a trip edge only. The Vertical Down Pressure Float system allows the plow to float and oscillate with the contours of the road as well as offers the ability to lock-out the floating capability for scraping packed snow or ice.

### STANDARD FEATURES

A standardized solution for contractors across North America, the Craig Stryker Plow comes equipped with our proven heavy duty two piece trip edge that is drilled to accept Craig, Cat, and A.A.S.H.O. style edges. Features a 42" tall moldboard with a 3/16" thick sheet, and is drilled to accept customer supplied curb shoes and plow markers. 10' and 12' widths available, weighing approximately 2,400 - 2,600 lbs. Painted black only.

### HEAVY DUTY PIVOT PIN

A 2.5" pin connects the push frame to the moldboard and acts as the central pivot point for the Craig Stryker Plow. To ensure a long life from your pin, it should be greased regularly at all three greasing locations – on top of the pin and at the two locations on the side of the tube assembly of the push frame. Should you require a replacement pivot pin, the pin is easily removed with a single bolt.




The pivot pin assembly attaching the push frame to the moldboard.

### MULTIPLE HOOK-UPS AVAILABLE

Available in Craig Quik Key, OEM hook-up, and pin-on configurations to easily integrate into your existing fleet.







Comes standard with Vertical Down Pressure Float style hook-up. Hook-up can be locked out to become rigid if necessary. The Stryker Plow operates best with the loader boom arms in float allowing the plow maximum freedom to follow the contours of the road.

## VERTICAL DOWN PRESSURE FLOAT

The Craig Stryker Plow features our new Vertical Down Pressure Float system. Rather than requiring the loader linkage to tilt forward to apply down pressure, our Vertical Down Pressure Float is engaged via the up and down movement of the loader boom arms. The Vertical Down Pressure Float can also be locked out to disable the floating capability of the plow.

## AVAILABLE WITH TRIP EDGE ONLY

Unlike our conventional Reversible Plow that includes a push frame and a swing frame, the Stryker Plow has a push frame that is integrated into the plow similar to our Backfill Blade for loaders. Due to this design and the lack of a swing frame, the Stryker Plow is only available with a trip edge option.

## STANDARD WEAR SHOES


The Craig Stryker Plow features three wear shoes to protect key areas of the plow from making contact with the ground. The first wear shoe can be found on the push frame assembly. This wear shoe protects the push frame as well as helps in keeping the plow level. The other two wear shoes can be found behind the cutting edge. These wear shoes protect the trip section once the cutting edge begins to wear.



Three wear shoes on the Craig Stryker Plow.

## EASY OPERATION

The main wear shoe on the push frame of the Stryker Plow promotes easy operation and protection. This wear shoe protects the push frame assembly as well as ensures the angle of attack of the plow is always set at the optimal angle. Having your plow at the optimal angle of attack allows the trip on the plow to function properly and protect the loader from damage.



The main wear shoe on the push frame.

## HYDRAULIC ANGLING

The Craig Stryker Plow comes jumper hose ready (jumper hoses not included) to operate the hydraulic angling function of the plow. The plow is capable of angling up to 30° in both the left and right directions.



#### **HARTLAND OFFICE**

96 McLean Avenue  
Hartland, New Brunswick  
E7P 2K5 Canada

Ph: (506) 375-4493



#### **CAMBRIDGE OFFICE**

315 Thompson Drive  
Cambridge, Ontario  
N1T 2B3 Canada

Ph: (519) 623-9500



#### **BLACKFALDS OFFICE**

88 27323 TWP Rd 394  
Lacombe County, Alberta  
T4M 0S1 Canada

Ph: (403) 356-0048



#### **LAWRENCEBURG OFFICE**

408 Commerce Way  
Ethridge, Tennessee  
38456 USA

Ph: 1-800-867-1006



**1-800-565-5007 • WWW.CRAIGATTACHMENTS.COM**